

“Notice Regarding How to Dispose of Waste”

Since November 2022, Ota City has been implementing an initiative **to collect plastics as a resource**.

From October 2023, we will **expand the area of implementation** of this initiative. We will also establish **a new plastics collection day** in this area of implementation.

The only plastic items able to be collected are shown below:

- **Items made only of plastic**
- **Items no longer than 30 cm on any side**
- **Items that are free of dirt, waste, or residue**




© Ota City

[Examples of collected plastics]

Food containers, bottles, labels, etc. bearing the mark



Stationery supplies, toys, etc.



Packing materials, storage items, etc.



Kitchen utensils, toiletries, etc.



[Regarding change of collection day]

Current

Resources

< Once per week >

Flammable

< Twice per week >

Non-flammable

< Twice per month >

A Plastics collection day will be added

< Areas of implementation and collection days are listed on the last page. >

From October 2023

Plastics

< Once per week >

Resources

< Once per week >

Flammable

< Twice per week >

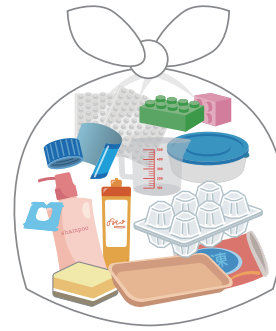
Non-flammable

< Twice per month >

*In areas where this has been ongoing since November 2022, plastics were previously collected on Resources day; however, please dispose of them on the newly established day of the week.

How to dispose of waste

Put all plastics together into a transparent (or semi-transparent) bag, and take them to the collection point **by 8:00 AM on [plastics] collection day.**



Please put out plastic bottles on [Resources] day.

Please

Do not double-bag.

All collected bags containing plastics will be opened to check their contents. Do not use multiple bags (i.e. putting items into small bags, then into larger bags).

NG



Key points when disposing of waste

Key point ① Be sure to dispose only of items made entirely of plastic!

Key point ② When putting out your plastic, make sure it's as clean as possible!

Dirty items contaminate any clean plastic nearby. Plastics usually cannot be recycled if dirty. **Remove any oil stains or food residue.**

Key point ③ Styrofoam and food trays also go out on [Plastics] day!

Styrofoam and food trays were previously collected on [Resources] day, but from October 2023 onwards, they will be collected on [Plastics] day.



As a guideline, rinse with water 2 or 3 times.

Handling of plastic bottles

[Plastic bottles (no cap or label)]



Remove the cap and label, and put the bottle out on [Resources] day.

[Caps and labels]




Remove the cap and label from the bottle, and put them out on [Plastics] day.

Plastics that cannot be collected on Plastics day (examples)


Containers that cannot be cleaned by rinsing with water



Items containing non-plastic materials, such as metal



Item measuring 30cm or more



Please dispose of as bulky waste.

Syringes, etc. used for home healthcare



Please contact a medical institution or professional cleaning service.

Lighters

Empty out items completely, put them in a bag, and dispose of them as non-combustible waste.

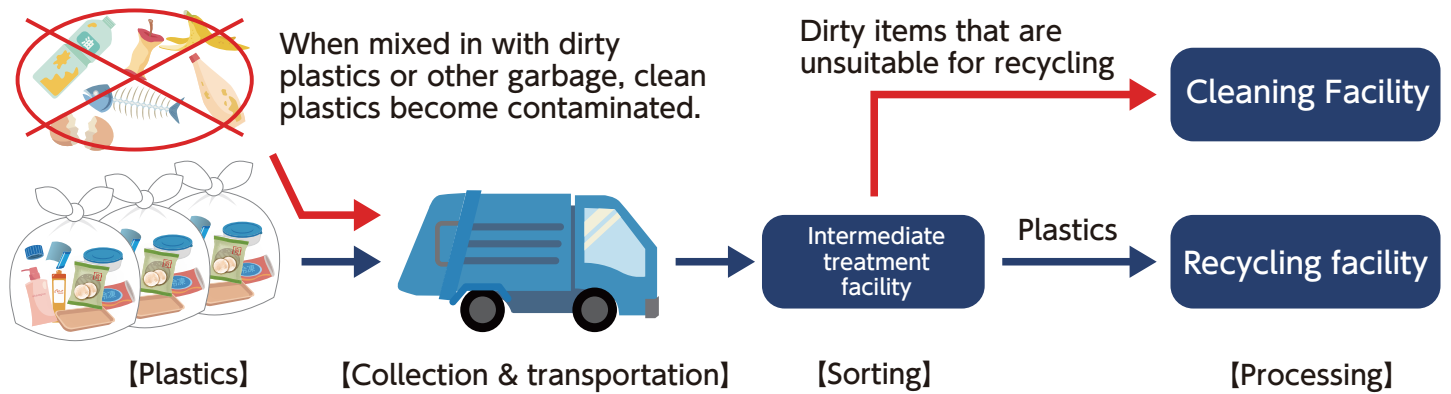


Mobile batteries

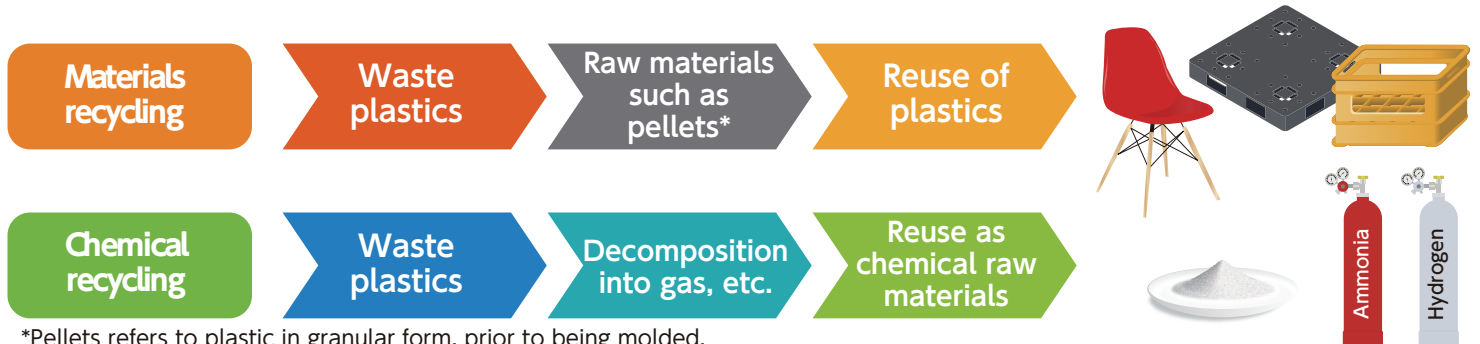


Please return to the collection box at the store where you purchased it.

What happens to collected plastics?



Plastics recycling process



Let's work together to reduce plastic waste!

We use plastics extensively in our daily lives, and their convenience has become essential. At the same time, use of plastics presents significant problems, such as CO₂ emissions during manufacturing, consumption, and disposal of plastics, as well as environmental pollution caused by marine plastic waste, and more. Recycling plastics as a resource is more important than ever.

To create a sustainable society, we need to deal with plastics wisely and promote recycling of plastics after use to achieve more cyclical use.

Aiming toward such a recycling-oriented society, Ota City is promoting a shift to a lifestyle that produces as little waste as possible through the **"Reduce & Reuse" principle** (below, referred to as **"2R"**). To reduce environmental impact and extend the lifespan of final disposal sites, even when practicing **2R** we encourage residents to **"Recycle"** any waste generated wherever possible.

Order of priority for cutting down on plastics

① Reduce

- Don't buy unnecessary things.
- Use your own bags and bottles.
- Use refillable products.
- Say no to unnecessary packaging.
- Refrain from using disposable products.



② Reuse

- Shop second-hand (including websites and apps), at thrift shops, etc.
- Use returnable products.
- Use things for longer through maintenance and remodeling.



③ Recycle

- Sort items carefully and put them out on [Plastics] day.
- Take items to a store (such as a supermarket) for collection.



Areas where collection of plastics as resources is already implemented (As of October 2023)

Location of collection point		Collection day	Location of collection point		Collection day
Ishikawa-Town	Entire area (1-2 chome)	Mon	Kita-senzoku	Entire area (1-3 chome)	Wed
Omori-kita	5 chome No. 9 -11, No. 14	Mon	Kita-kojiya	Entire area (1-2 chome)	Wed
Omori-naka	Entire area (1-3 chome)	Tue	Denen-chofu	Entire area (1-5 chome)	Mon
Omori-nishi	1-6 chome 7 chome No. 1-6, No. 7 (6-19 go)	Fri	Naka-rokugo	1 chome	Mon
	7 chome No. 7 (1-5 go, 20-28 go) No. 8-9	Mon		2-4 chome	Thu
Omori-higashi	Entire area (1-5 chome)	Tue	Nishi-kojiya	Entire area (1-4 chome)	Sat
Omori-honcho	2 chome No. 25 (10-19 go) No. 27 (5-7 go) No. 28-30	Tue	Nishi-rokugo	1 chome	Mon
Omori-minami	1 chome, No. 5-11 No. 12 (8-16 go) No. 17 (7-17 go) No. 18 (7-14 go)	Tue		2-4 chome	Thu
	2-5 chome		Haginaka	Entire area (1-3 chome)	Sat
	1 chome, No. 1-4 No. 12 (1, 2, 18, 20-26 go) No. 13-16 No. 17 (1-6 go, 18-27 go); No. 18 (1-6 go, 16-26 go); No. 19-24	Wed	Higashi-kojiya	Entire area (1-6 chome)	Wed
			Higashi-rokugo	Entire area (1-3 chome)	Thu
			Minami-senzoku	Entire area (1-3 chome)	Wed
Kami-ikedai	1 chome No. 1-17, No. 20	Wed	Yukigaya otsuka machi	Entire area	Mon

*There are plans to expand this service to other areas in the future, with a view to implementing it throughout the entire region by 2025.

Contact

Collection and Recycling Section, Sanitation Division, Ota City
Phone: 03(5744)1628