

The edition to keep

For households

Please bring your recyclable waste, combustible waste, and noncombustible waste to a waste-collection point on a collection day **by 8:00 a.m.**

*Please do not put out rubbish the night before.

How to dispose and separate your waste and recyclable waste

Ota City Resources Recycling Image Character "Shigen Mamoru-kun"



The waste that can be collected at the waste-collection point

Recyclable Waste	① Newspaper and flyer ② Magazine and Scrap paper ③ Carton ④ Cardboard box ⑤ Glass bottles ⑥ Cans ⑦ Food trays ⑧ Plastic bottles ⑨ Styrofoam, aerosol spray cans and gas cartridges	Once a week	To Page 2
Combustible Waste	Plastic, vinyl etc, leather and rubber products, food waste, non-recyclable papers, clothes, stems of plants and etc.	Twice a week	To Page 3
Noncombustible waste	Metals and ceramic products, glass products, fluorescent tubes, dry-cell batteries, lighters and similar. Collection is "twice a month"	Twice a month	
● How to dispose of waste and recyclables. ● Where to dispose of waste			To Page 4-5
List of the collection days for waste and recyclable waste, and Waste Collection Office			

The waste that we collect separately. (Only domestic waste is accepted as a general rule.)

Bulky waste	Ota City Bulky Waste Reception Center ☎ 0570-037-530	Please apply in advance by phone or the internet. https://www.ota-sodai.com	To Page 6
--------------------	--	--	------------------

The waste that Ota City can not collect.

Air conditioners, televisions, refrigerators, freezers, washing machines, clothes dryers, computers, soil, sand, liquids and similar.	To Page 6-7
● Small home electronics	To Page 7
● How to dispose business waste and recyclable waste materials. ● Types of pay business waste treatment ticket and how to purchase them.	To Page 8
● Contact information	To Page 8



Recyclable Waste 9 items

Once a week



day

Dispose according to these 9 categories.

Please bring your waste by 8:00 a.m.

As the waste disposal facility and method vary depending on the category, the collection time and vehicle vary. As for the recyclable waste that is not brought by 8:00am, we may not be able to collect.

① Newspaper and Flyer



(Fold flyers also recovered at the same time)

② Magazine and Scrap paper (Book or leaflet can be collected too.)



Scrap paper

Wrapping paper Toilet paper tube
Paper box Cling film tube
Letter paper Paper bag etc.
* Miscellaneous paper can also be placed in a paper bag.

③ Carton



Rinse it and Cut it open

④ Cardboard box



Get rid of slip sheets, adhesive tape, and clasps.

Paper that we can not collect as recyclable waste

These are combustible waste

Photograph, Photo album, Carbon paper (copy slip of delivery service etc.), Thermal paper (receipt and fax paper), dirty or smelly paper (delivery pizza box, washing powder box, wrapping paper for incense stick or soap, tissue paper, diaper etc.), attached double postcards (confidential postcard peeled to open), window envelope, paper with cellophane tape or stickum, paper cup, paper plate, yogurt or cream container, and carton with wrapping foil.

Separate into each category and tie them together with a piece of string. Do not use any adhesive tape.

⑤ Drink and food bottles



Dispose of lids according to what they are made of, as combustible or noncombustible waste.

⑥ Food and drink cans



Sweets or seaweed cans
Lids can be recycled too.

⑦ Food tray



Foam plates that you can stick a toothpick (Colored trays OK)

⑧ Plastic bottles



Get rid of caps and labels to dispose as combustible waste.

Rinse with water and put each item in see-through bags.

⑨ Styrofoam



Packaging material of home electric appliances, cooler boxes which food has entered, etc.

<<Important notes when taking waste out to collection point >>

- Heavily dirtied items should be disposed of as "Combustible Waste".
- Please remove packaging tape, labels, and sales slips.
- Different collection vehicles are used for each category, so please separate according to the 9 categories.

The items that we can not collect as recyclable waste.

These are combustible waste

Dirty or oily food trays, plastic bottles, containers for boxed meal or prepared food, shampoo washing liquid bottle, Natto or instant noodle containers, styrofoam box.

The items that we can not collect as recyclable waste.

These items are noncombustible waste.

Dirty and oily bottles and cans, Broken bottles, Glasses, non-food bottles or cans, Fluorescent tubes, Dry-cell batteries etc, Metals and etc.

Waste cooking oil

Collected every Wednesday (excluding holidays and New Year's [12/29-1/3]) between 11 AM and 3 PM at 18 branch offices. Please dispose of it in a PET bottle with the cap firmly tightened.




Recyclable Waste Spray can and gas cartridge

Use it up and put it in a separate see-through plastic bag.
The collection day for "Recyclable waste"



Noncombustible waste Disposable lighter

Use it up and put it in a separate see-through plastic bag.
The collection day for "Noncombustible waste"



Put out by 8 AM on collection day.

Combustible Waste

Twice a week  day

Plastic and Vinyl etc.

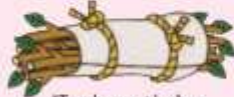
*In some areas, they are collected on "recyclable waste" collection day.



(Paper and plastic attached with aluminum foil)

Small amount of stems and leaves

(Cut them into 50cm long or so and tie them together with a piece of string.)



*Trunks must be less than 10 cm thick.

Cling film, plastic shopping bag and Natto container are qualified.

Rubber products



Clothes



Food waste (Drain well)



Leather products



Non-recyclable paper



Waste cooking oil

(Soak it into paper or cloth, or solidify it with a coagulant agent)



Diapers

(Remove excrement and seal the bag up)



Important reminder

- Drain water from kitchen waste before disposing. Additionally, wrapping kitchen waste in newspapers or fliers can help to deter crows.
- Plastic, vinyl, and leather or rubber products are combustible waste.
- Please wrap any sharp items such as a bamboo skewer with paper etc.

Noncombustible waste

The Twice a month  day

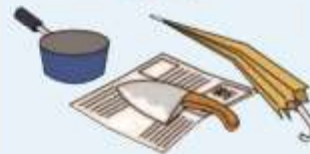
Glasses, Ceramics, and Metals

Oily and dirty cans, cosmetic bottles, glass products and ceramics.

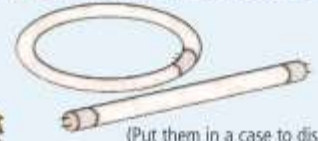


(Use all contents up before disposing)

Metals



Light bulbs and Fluorescent tubes



(Put them in a case to dispose)

Small household appliances (less than 30cm)



Disposable lighters



*Use completely and place in separate clear plastic bag.

Disposable pocket warmer



Dry-cell batteries

※Please ask a retail store as to button batteries and rechargeable batteries.

Important reminder

- Sharp items such as glass, needles or blades should be disposed of in sturdy containers, wrapped in paper, or otherwise safely disposed of, with the word "danger" ("危険") clearly displayed on the outside.
- 10 designated categories of small home electronics, including mobile phones and digital cameras, can be disposed of at collection boxes provided at public ward facilities. (See p.7 for more details.)

How to dispose of combustible and noncombustible waste

"Lidded containers that are 90 L or smaller"

"Transparent or semi-transparent bag"

*Up to 3 bags of max. 45 L.



Waste-collection points (Shusekijo)

- Place your waste at waste-collection points, (Shusekijo) Check your location with your apartment caretaker or neighbor.
- Be sure to place your waste out by 8 AM on the morning of your collection day (on pages 4 and 5).



You are not allowed to bring your waste to places other than waste-collection points.

List of the collection day for waste and recyclable waste, and the Waste Collection Office in your area

The location of waste-collection point		Recyclable waste	Combustible Waste	Noncombustible waste	Judicial district		
I	Ikegami	1 chome, 2 chome, 4 chome	Sat.	Mon./Thu.	The second and fourth Fri.	Omori	
		3 chome, 5 chome [No.1 to 22, No.25, No.26] 6 chome, 7 chome [No.1 to 23, No.25, No.26, No.29] 8 chome [No.1 to 19]	Wed.	Mon./Thu.	The first and third Tue.		
		5 chome [No.23, No.24, No.27, No.28]	Fri.	Wed./Sat.	The second and fourth Thu.		Kamata
		7 chome [No.24, No.27, No.28, No.30, No.31] 8 chome [No.20 to 27]	Fri.	Wed./Sat.	The first and third Thu.		
	Ishikawa-cho	All areas (1 chome, 2 chome)	Thu.	Tue./Fri.	The second and fourth Wed.		
U	Unoki	1 chome	Thu.	Tue./Fri.	The first and third Sat.	Chofu	
		2 chome, 3 chome	Thu.	Tue./Fri.	The second and fourth Sat.		
O	Omori-kita	1 chome, 4 chome, 5 chome	Thu.	Tue./Fri.	The second and fourth Wed.	Omori	
		2 chome, 3 chome, 6 chome	Thu.	Tue./Fri.	The first and third Wed.		
	Omori-naka	All areas (1 chome, 2 chome, 3 chome)	Fri.	Wed./Sat.	The second and fourth Thu.		
	Omori-nishi	1 chome, 2 chome	Tue.	Wed./Sat.	The second and fourth Mon.		
		3 chome, 4 chome, 5 chome, 6 chome 7 chome [No.1 to 6, No.7 (6 to 19 go)]	Tue.	Wed./Sat.	The first and third Mon.		
		7 chome [No.7 (1 to 5 go, 20 to 28 go), No.8, No.9]	Thu.	Tue./Fri.	The first and third Wed.		Kamata
	Omori-higashi	1 chome, 2 chome	Fri.	Wed./Sat.	The second and fourth Thu.	Omori	
		3 chome, 4 chome, 5 chome	Fri.	Wed./Sat.	The first and third Thu.		
	Omori-honcho	1 chome [No.1 to 8]	Thu.	Tue./Fri.	The first and third Wed.		
		1 chome [No.9 to 11] 2 chome [No.1 to 24, 25 (1 to 9 go, 20 to 30 go) No.26, No.27 (1 to 4 go), No. 31 to 33]	Tue.	Wed./Sat.	The second and fourth Mon.		
		2 chome [No.25 (10 to 19 go) No.27 (5 to 7 go), No. 28 to 30]	Fri.	Wed./Sat.	The second and fourth Thu.		
	Omori-minami	1 chome [No.5 to 11, No.12, (8 to 16 go No.17 (7 to 17 go), No.18 (7 to 14 go)] 2 chome, 3 chome, 4 chome, 5 chome	Fri.	Wed./Sat.	The first and third Thu.		
		1 chome [No.1 to 4 No.12 (1 go, 2 go, 18 go, 20~26 go) No.13 to 16, No.17 (1 to 6 go, 18 to 27 go) No.18 (1 to 6 go, 16 to 26 go), No.19 to 24]	Sat.	Mon./Thu.	The first and third Fri.		Kamata
Ka	Kamata	1 chome, 2 chome, 3 chome	Thu.	Tue./Fri.	The first and third Wed.	Kamata	
		4 chome, 5 chome	Thu.	Tue./Fri.	The second and fourth Wed.		
	Kamata-honcho	All areas (1 chome, 2 chome)	Thu.	Tue./Fri.	The second and fourth Wed.		
Kamiikedai	Kamiikedai	1 chome, 4 chome	Sat.	Mon./Thu.	The second and fourth Fri.	Chofu	
		2 chome, 3 chome	Wed.	Mon./Thu.	The first and third Tue.		
		5 chome	Wed.	Mon./Thu.	The second and fourth Tue.		
Ki	Kita-kojiya	All areas (1 chome, 2 chome)	Sat.	Mon./Thu.	The first and third Fri.	Kamata	
	Kita-senzoku	All areas (1 chome, 2 chome, 3 chome)	Sat.	Mon./Thu.	The first and third Fri.	Chofu	
	Kita-magome	All areas (1 chome, 2 chome)	Mon.	Tue./Fri.	The first and third Sat.	Omori	
	Kita-minemachi	All areas	Fri.	Wed./Sat.	The first and third Thu.		
Ku	Kugahara	1 chome	Fri.	Wed./Sat.	The second and fourth Thu.	Chofu	
		2 chome	Tue.	Wed./Sat.	The first and third Mon.		
		3 chome, 4 chome, 5 chome, 6 chome	Tue.	Wed./Sat.	The second and fourth Mon.		
Sa	Sanno	1 chome	Mon.	Tue./Fri.	The first and third Sat.	Omori	
		2 chome	Mon.	Tue./Fri.	The second and fourth Sat.		
		3 chome, 4 chome	Mon.	Tue./Fri.	The second and fourth Wed.		
Shi	Shimomaruko	All areas (1 chome, 2 chome, 3 chome, 4 chome)	Tue.	Wed./Sat.	The first and third Mon.	Kamata	
	Shinkamata	All areas (1 chome, 2 chome, 3 chome)	Fri.	Wed./Sat.	The first and third Thu.		



※Please check the collection day on the sign board at the collection point. (The location of collection point may be different from your resident address.)
 ※Non-collection periods occur during the New Year holiday.

The location of waste-collection point			Recyclable waste	Combustible Waste	Noncombustible waste	Judicial district
Ta	Tamagawa	All areas (1 chome, 2 chome)	Tue.	Wed./Sat.	The second and fourth Mon.	Kamata
Ti	Chidori	1 chome [No.1 to 19]	Tue.	Wed./Sat.	The second and fourth Mon.	Chofu
		1 chome [No.20 to 26], 2 chome [No.1 to 26, No.28 to 35, No.37]	Thu.	Tue./Fri.	The second and fourth Sat.	
		2 chome [No.27, No.36, No.38 to 41], 3 chome	Tue.	Wed./Sat.	The first and third Mon.	Kamata
	Chuo	1 chome	Mon.	Tue./Fri.	The second and fourth Sat.	Omori
		2 chome	Wed.		The second and fourth Mon.	
		3 chome, 7 chome, 8 chome		Mon./Thu.	The second and fourth Tue.	
4 chome, 5 chome, 6 chome		Sat.	Mon./Thu.	The second and fourth Fri.		
Te	Den-enchofu	1 chome	Thu.	Tue./Fri.	The second and fourth Wed.	Chofu
		2 chome, 3 chome, 4 chome, 5 chome	Thu.	Tue./Fri.	The first and third Wed.	
	Den-enchofu-honcho	All areas	Mon.	Tue./Fri.	The first and third Sat.	
	Den-enchofu-minami	All areas	Mon.	Tue./Fri.	The first and third Sat.	
Na	Nakaikagami	All areas (1 chome, 2 chome)	Tue.	Wed./Sat.	The first and third Mon.	Omori
	Nakamagome	All areas (1 chome, 2 chome, 3 chome)	Sat.	Mon./Thu.	The first and third Fri.	
	Nakarokugo	1 chome	Thu.	Tue./Fri.	The second and fourth Wed.	
2 chome, 3 chome, 4 chome		Mon.	Tue./Fri.	The second and fourth Sat.		
Ni	Nishi-kamata	1 chome, 2 chome, 3 chome, 4 chome, 5 chome, 6 chome, 7 chome	Fri.	Wed./Sat.	The second and fourth Thu.	Kamata
		8 chome	Fri.	Wed./Sat.	The first and third Thu.	
	Nishi-kojiya	All areas (1 chome, 2 chome, 3 chome, 4 chome)	Wed.	Mon./Thu.	The second and fourth Tue.	Omori
	Nishi-magome	All areas (1 chome, 2 chome)	Sat.	Mon./Thu.	The first and third Fri.	
	Nishi-minemachi	All areas	Mon.	Tue./Fri.	The first and third Sat.	Chofu
	Nishi-rokugo	1 chome	Thu.	Tue./Fri.	The second and fourth Wed.	Kamata
2 chome, 3 chome, 4 chome		Mon.	Tue./Fri.	The second and fourth Sat.		
Ha	Haginaka	All areas (1 chome, 2 chome, 3 chome)	Wed.	Mon./Thu.	The first and third Tue.	Kamata
	Haneda	All areas (1 chome, 2 chome, 3 chome, 4 chome, 5 chome, 6 chome)	Sat.	Mon./Thu.	The second and fourth Fri.	
	Haneda-asahicho	All areas	Sat.	Mon./Thu.	The first and third Fri.	
Hi	Higashi-kamata	All areas (1 chome, 2 chome)	Thu.	Tue./Fri.	The first and third Wed.	Omori
	Higashi-kojiya	All areas (1 chome, 2 chome, 3 chome, 4 chome, 5 chome, 6 chome)	Sat.	Mon./Thu.	The first and third Fri.	
	Higashi-magome	All areas (1 chome, 2 chome)	Mon.	Tue./Fri.	The first and third Sat.	Chofu
	Higashi-minemachi	All areas	Fri.	Wed./Sat.	The second and fourth Thu.	
	Higashi-yaguchi	1 chome [No.1 to 4, No.8, No.9 (1 to 7 go 19 to 21 go), No.10 (8 to 13 go)]	Wed.	Mon./Thu.	The first and third Tue.	Omori
		1 chome [No.5 to 7, 9 (11 to 17 go) No.10 (1 to 7 go), No.11 to 18]	Fri.	Wed./Sat.	The first and third Thu.	Kamata
		2 chome, 3 chome				
	Higashi-yukigaya	1 chome, 4 chome	Wed.	Mon./Thu.	The first and third Tue.	Chofu
2 chome, 3 chome, 5 chome		Wed.	Mon./Thu.	The second and fourth Tue.		
Higashi-rokugo	All areas (1 chome, 2 chome, 3 chome)	Mon.	Tue./Fri.	The first and third Sat.	Kamata	
He	Heiwajima	All areas (1 chome, 2 chome, 3 chome, 4 chome, 5 chome, 6 chome)	Fri.	Wed./Sat.	The second and fourth Thu.	Omori
Ho	Honhaneda	All areas (1 chome, 2 chome, 3 chome)	Sat.	Mon./Thu.	The second and fourth Fri.	Kamata
Mi	Minami-kamata	All areas (1 chome, 2 chome, 3 chome)	Wed.	Mon./Thu.	The first and third Tue.	Chofu
	Minami-kugahara	All areas (1 chome, 2 chome)	Tue.	Wed./Sat.	The second and fourth Thu.	
	Minami-senzoku	1 chome, 2 chome	Sat.	Mon./Thu.	The second and fourth Fri.	Omori
		3 chome	Sat.	Mon./Thu.	The first and third Fri.	
	Minami-magome	1 chome, 2 chome, 3 chome	Mon.	Tue./Fri.	The second and fourth Sat.	Chofu
		4 chome, 6 chome	Sat.	Mon./Thu.	The second and fourth Fri.	
		5 chome	Sat.	Mon./Thu.	The first and third Fri.	
	Minami-yukigaya	All areas (1 chome, 2 chome, 3 chome, 4 chome, 5 chome)	Fri.	Wed./Sat.	The first and third Thu.	Kamata
Minami-rokugo	All areas (1 chome, 2 chome, 3 chome)	Mon.	Tue./Fri.	The first and third Sat.		
Ya	Yaguchi	All areas (1 chome, 2 chome, 3 chome)	Tue.	Wed./Sat.	The second and fourth Mon.	Kamata
Yu	Yukigaya-Otsukacho	All areas	Thu.	Tue./Fri.	The second and fourth Wed.	Chofu



Apply to: **Ota City Bulky Waste Reception Center ☎ 0570-037-530**

Business hour : 8:00 to 19:00 (except for the period from 29th of December to 3rd of January and maintenance and inspection day in several times a year.)



- It applies to domestic furniture, bedclothing, or electrical goods which are 30cm or longer on a side.
- This service is not available as for air conditioner, television, fridge (freezer), washing machine, clothes dryer, or computer.
- Please register by telephone (in Japanese, English, Chinese, Korean, Portuguese, Spanish, Thai or Vietnamese) or via the internet (in Japanese, English, Chinese or Korean).
- We will inform you about the collection day and the handling fees at the time of application.
- Please purchase an Ota City pay bulky waste treatment ticket at a supermarket or convenience store.
- Please write the collection date, your name or registration number on the ticket.
- Please bring your waste to the place of the arrangement by 8 a.m. on the collection day.
- You can also bring bulky waste to Keihinjima. (Appointment by phone required.)

Pay bulky waste treatment ticket (sticker)



Ticket A: 200 yen per ticket



Ticket B: 300 yen per ticket

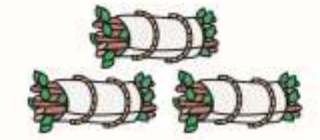


Stick ticket directly on your bulky items.



In case of disposing the large amount of waste (extra waste) at a time

- The amount of waste that you can bring to a waste collection point at a time is up to 3 bags of 45liters. (up to 3 bundles of branches)
- Fee payable for 4 or more bags.
- Inquiries to the Waste Collection Office.



Cut into 50cm long
Trunks must be less than 10 cm thick.

Animal carcasses (pets)

Carcasses of dogs, cats, etc. raised in the home weighing less than 25 kg only can be accepted for a fee (Fee of 3,000 yen each until September 2023, Fee of 3,100 yen each from October 2023)
•Register at the Waste Collection Office.

The bird proof net is available to hire.

In order to stop crows from making a mess by picking at waste, a bird proof net is available to hire. Please ask your area's Waste Collection Office for details.



Hazardous items, flammable items, dangerous items, foul-smelling items

Oil (gasoline, light oil, kerosene, thinner, engine oil, paint etc.), Gas cylinder (propane gas, oxygen etc.), General waste subject to special control (PCB parts, infectious waste etc.), Fireworks, Matches, Batteries. Poisonous or deleterious substance, and other hazardous items.

Other items that the city cannot collect.

Soil, sand, stone, ash, concrete block, brick, piano, fireproof safe, tyre, motorbike, car, liquid etc.

* To dispose of fire extinguishers, contact the Fire Extinguisher Recycling Promotion Center (TEL: 03-5829-6773).

Please ask manufactures or retail shops.

If you are unsure of manufacturer or retail shops, please contact the Waste Collection Office or Environmental Sanitation Management Division.



Air conditioner, Television, Fridge (and freezer), Washing machine, Clothes dryer (The city does not collect them)

Places to ask for taking them.	Collection and transport fee	The estimate price for recycling
① A retail shop where you bought the product from or will trade in an old one for a new one.	It may vary depending on the retail shop.	Air conditioner: from 990 yen Television Small (15 inches or smaller): from 1,320 yen Television Large (16 inches or larger): from 2,240 yen
② If you prefer a collection to be taken by a retail shop. Home Appliance Recycling Contact Center ☎0570-087-200 (Monday to Friday: 9:00 to 17:00)	The basic price is from 2,600 yen to 4,000 yen or so.	Fridge and Freezer Small (170 liters or smaller): from 3,740 yen Fridge and Freezer Large (171 liters or larger): from 4,730 yen
③ In case of bringing directly to the center by yourself. (Please contact the contact listed below)	Free	Washing machine and clothes dryer: from 2,530 yen Note: The price varies depending on the item and the product manufacturer.

Please contact by phone in advance.

- Please pay the recycling fee at a post office in advance (transfer fee charged separately) and bring a recycling ticket with receipt. A payment service is not available on Saturdays.

Designated collection locations in the ward	Address	Telephone	Business hour
LOGINET JAPAN Co., LTD.	3-3-12 Keihinjima	03-5755-9100	Monday to Friday (excluding public holidays, the Obon holiday, and the new year period), and Saturday (irregular holidays) 9:00 to 12:00 and 13:00 to 17:00 Reception open until 16:30
Okayama Prefecture Freight Transportation Co., Ltd. Keihin Branch Office	2-1-1 Heiwajima (Truck Terminal Building No.10)	03-3762-8261	Monday to Saturday (excluding public holidays, the Obon holiday, and the new year period) 9:00 to 12:00 and 13:00 to 17:00 (until 12:00 on Saturday) Reception open until 16:30 (until 11:30 on Saturday)

- Recycling is regulated to manufacturers by law.
- Recycling price list for each manufacturer is available to check at the homepage of Association for Electric Home Appliances, Home Appliances Recycling Ticket Center (incorporated foundation) <http://www.rkc.aeha.or.jp/>

No longer required computer at your home can be recycled and reused as resource materials. (The city does not collect them)

Computer manufacturers collect and recycle it.
You can apply at the contact service of manufacturer of the computer that you wish to dispose.

(You can apply at the homepage)



- Qualifying device:
- Desktop computer main body
 - Notebook computer
 - CRT Display
 - CRT display all-in-one computer
 - Liquid crystal display
 - Liquid crystal display all-in-one computer

- Dispose of computers by applying to the original manufacturer.
- Computers with a "PC Recycle" sticker can be recycled for free.
- Make inquiries with a PC3R Promotion association about homemade PCs or PC manufacturers which are no longer in business.

PC3R General Cooperation Association
PC 3R Promotion Association
<http://www.pc3r.jp/>
TEL 03-5282-7685 FAX 03-3233-6091

Collection items (10 categories)

Mobile phones 	Portable music players 	Portable game devices 	Digital cameras 	Portable video cameras
Portable car navis 	Electronic dictionaries 	Desktop calculators 	AC adaptors 	USB memory devices

Collection box locations (42 locations)

- Ota Ward Office: 1st floor lobby, 8th floor Cleaning Works Section
- Waste collection offices: Omori, Ota City Environment Public Corporation, Denenchofu Headquarters and Kamata
- Branch offices (18 locations throughout ward)
- Bicycle parking near JR stations: Iriarai, Kamata Station east exit, Kamata Station west exit.
- Ota City Libraries (10 locations) Ota, Omori Minami, Omori Higashi, Omori Nishi, Kugahara, Senzokuike, Haneda, Rokugo, Tamagawa and Kamata.
- Consumer Lifestyle Center, South Magame Culture Center, Ikegami Hall, Yukigaya Culture Center, Kumin ("Resident's") Plaza, Sangyo ("Industry") Plaza

Caution

- Only electronics that fit in the boxes' openings (30cm x 15cm) may be disposed of at collection boxes.
- Erase all personal information before disposing.
- Remove batteries before disposing.

Businesses are required by law to treat waste that they dispose on their own responsibility.

As a general rule, businesses should outsource waste disposal to a private waste collector.

- There are two methods; asking a licensed company to collect and transport the waste, or bringing the waste directly to a treatment facility. Please refer to the "Contact information" listed below for details.
 - When contracting a private waste collector, confirm what is to be collected, the approximate volume, who will transport it, and where, how and who will dispose of it at the destination.
- The ward's service is for waste and recyclables from households. As long as there is no interference with domestic waste collection, the city collects business waste and recyclables for a fee.
 - When asking the ward to collect business waste and recyclables, please affix a pay business waste treatment ticket issued by Ota City to the waste or recyclables before putting out. You must fill in your shop or company name on the ticket. Categories are the same as for domestic waste.
 - There are some waste that the city cannot collect. (the waste in a powdery state or with oil etc.)
 - Business bulky waste cannot be collected by the city.

Recyclables



Newspaper, magazine, carton, and cardboard box

Separate into 4 types and tie them with a piece of string.

- As for newspaper (folded into four, A4 size) and magazine, please put one 10 liter sticker for a 10cm-high pile.
- Please put one 10 liter sticker per two boxes of cardboard.
- ※ Use the size of an orange crate as the guide of one cardboard box.

Pay business waste treatment ticket 45 liters

Please close the bag and put the sticker which matches the capacity of the bag.



Bottles, Cans, Food Trays, PET Bottles, Styrofoam

- Food and drink use only
- Please separate recyclable waste into each category and put them in a see-through bag.

Combustible waste

Noncombustible waste

In case disposing waste in containers



Pay business waste treatment ticket 45 liters

- Please put the sticker which matches the capacity of the bag

In case disposing waste in bags.



Pay business waste treatment ticket 45 liters

- Please close the bag and put the sticker which matches the capacity of the bag.

- Please use a pay business waste treatment ticket issued by Ota city. Tickets issued by other cities are not accepted.
- You can purchase a pay business waste treatment ticket at shops, supermarkets, convenience stores, cleaning office with a "Ota city waste ticket is available here" sign.
- As a rule, pay business waste treatment tickets cannot be refunded, unless certain requirements are met. For further information please inquire to the Sanitation Division or one of the Waste Collection Offices.

Sanitation Division

Ticket types	Until September 2023	From October 2023
10 small 10 L tickets	760 yen	870 yen
10 medium 20 L tickets	1,520 yen	1,740 yen
10 large 45 L tickets	3,420 yen	3,910 yen
5 extra-large 70 L tickets	2,660 yen	3,045 yen

- Revised fees for business recyclables and waste will be applicable from October 2023.
- From October 1, waste treatment tickets issued before the price revision may be exchanged for new tickets, if the difference in price is paid, at the Cleaning Works Section or Waste Collection Offices (available from single tickets).



Contact Information

- ◆ Sanitation Division:
5-13-14 Kamata ☎03-5744-1628
- ◆ Homepage address: <http://www.city.ota.tokyo.jp/>

- ◆ Omori Waste Collection Office: 2-3-6 Chuo ☎03-3774-3811
- ◆ Kamata Waste Collection Office: 2-33-1 Shimomaruko (Chofu area) ☎03-6459-8201
- ◆ Kamata Waste Collection Office: 2-33-5 Shimomaruko (Kamata area) ☎03-6451-9535